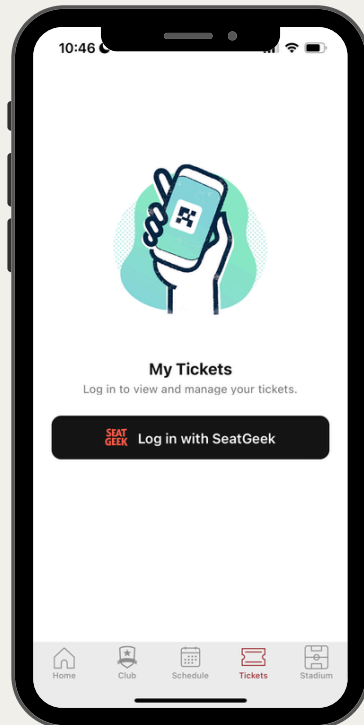
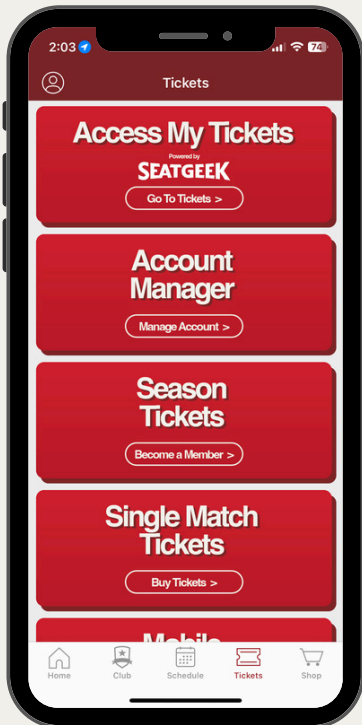
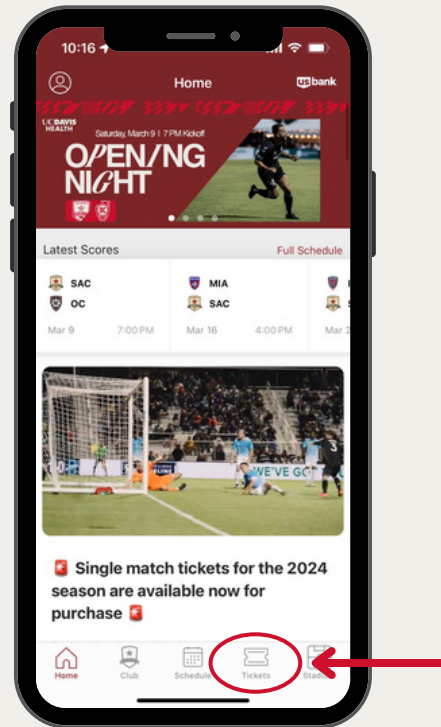


Access Your Tickets

Step 1:

Open the Official Republic FC mobile app and select the “Tickets” icon on the customized banner



Step 2:


Select “Manage My Tickets” and enter the login credentials associated with your Republic FC SeatGeek account

Access Your Tickets

Step 3:

You will see your purchased Republic FC event(s). Select the appropriate match to access your mobile ticket barcode.

****Scroll down for additional match information**



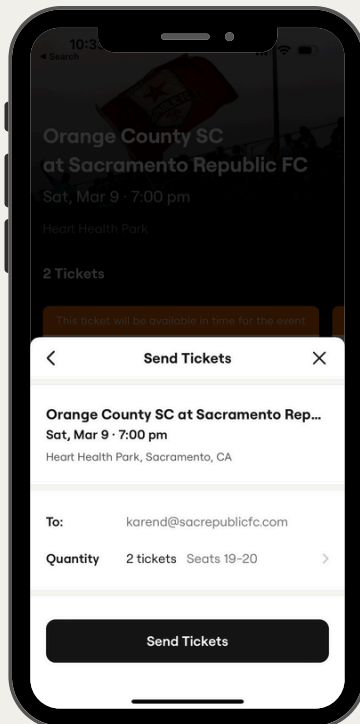
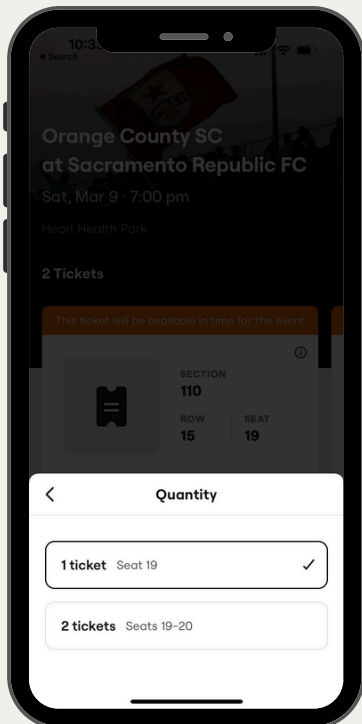
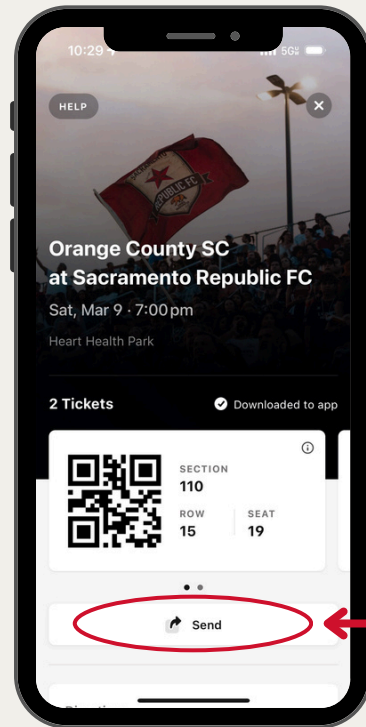
Need further assistance? Contact our Membership Services Team Monday through Friday during normal business hours at 916.307.6100 or service@sacpublicfc.com. On matchdays, please email your Service Representative directly for the quickest response.

Please note: Screenshots will not be accepted as valid tickets

Transfer Your Tickets

Step 1:

From the event page,
click “Send”



Step 2:

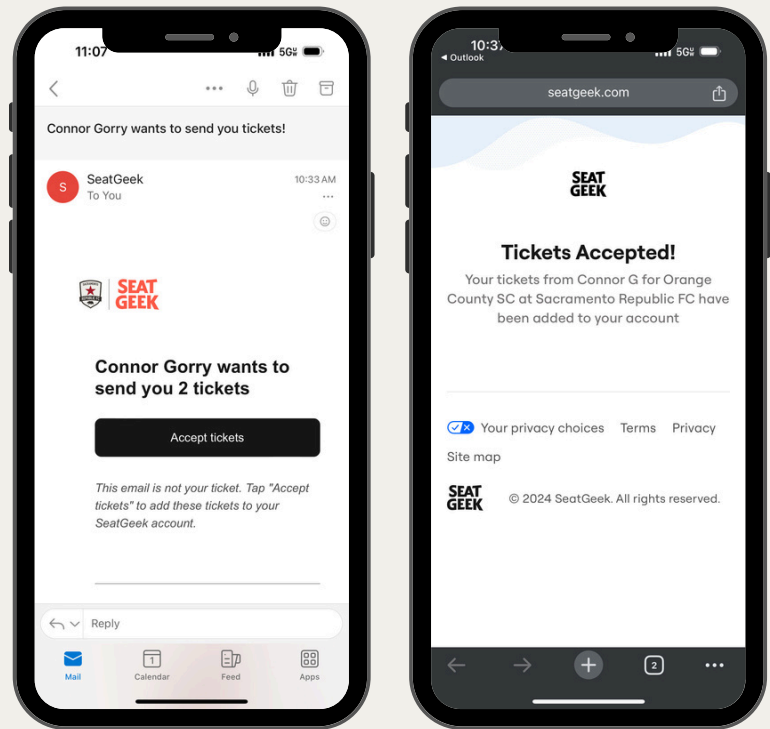
Select the tickets you'd like to transfer and enter the information of the person you'd like to transfer your tickets to then press “Send Tickets”.

****Double-check that their contact information is correct before sending**

Transfer Your Tickets

Step 3:

Your recipient will receive a notification via the app or email to claim the tickets.



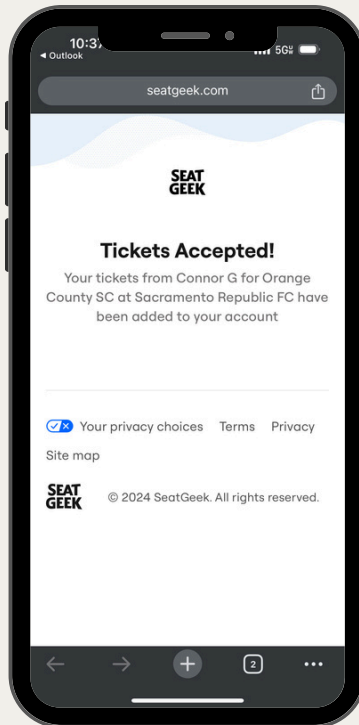
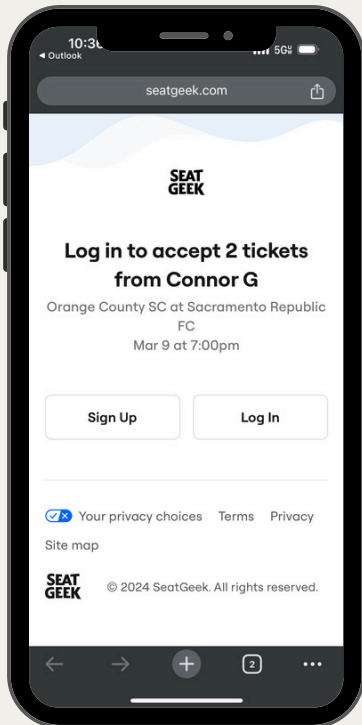
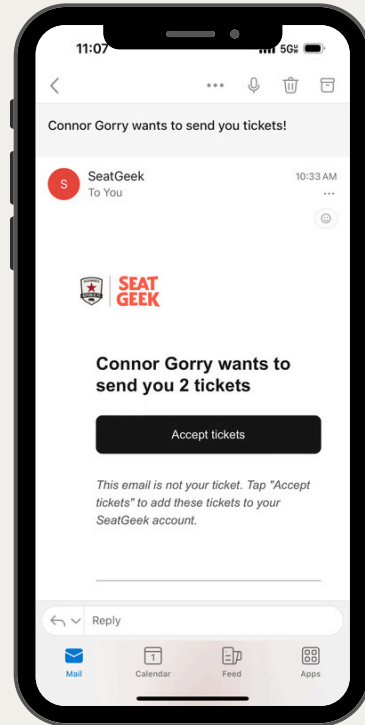
To donate tickets, transfer your tickets to community@sacpublicfc.com.

Please note: Once a recipient has accepted the ticket(s), they will become a new owner of the ticket(s). The sender cannot reclaim tickets after they have been accepted.

Accept Transferred Ticket(s)

Step 1:

View the email or app notification containing the ticket offer, select “Accept Tickets”



Step 2:

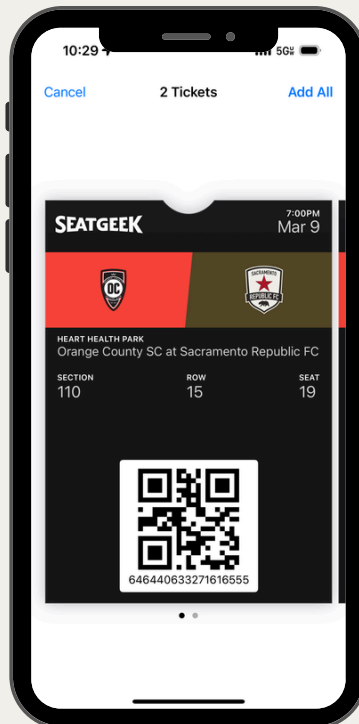
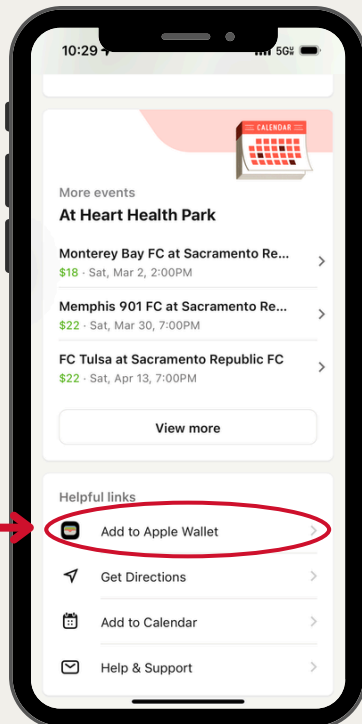
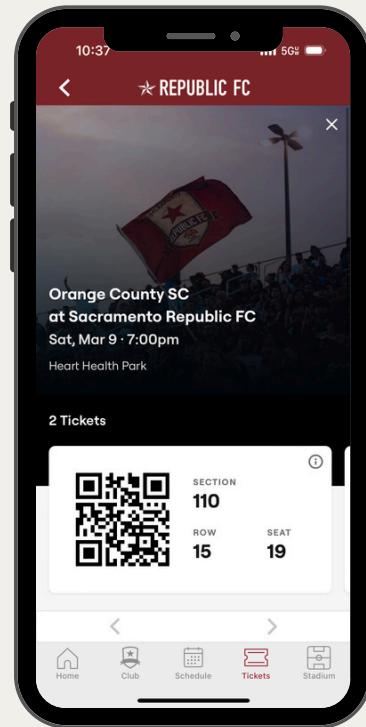
You will be re-directed to a login/sign up screen to complete the transfer. Once you are successfully logged into your SeatGeek account you will see a confirmation screen.

Accept Transferred Ticket(s)

Step 3:

You will see your purchased Republic FC event(s). Select the appropriate match to access your mobile ticket barcode.

*Scroll down for additional match information



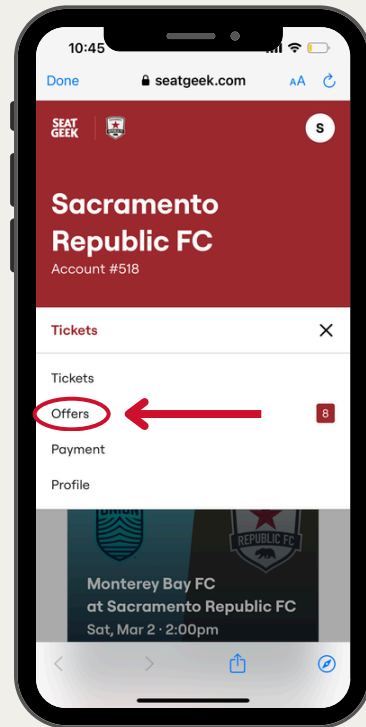
Step 4:

We highly encourage all fans to add their tickets to their Apple Wallet or Google Pay to view your tickets without a Wi-Fi connection

Exchange Tickets

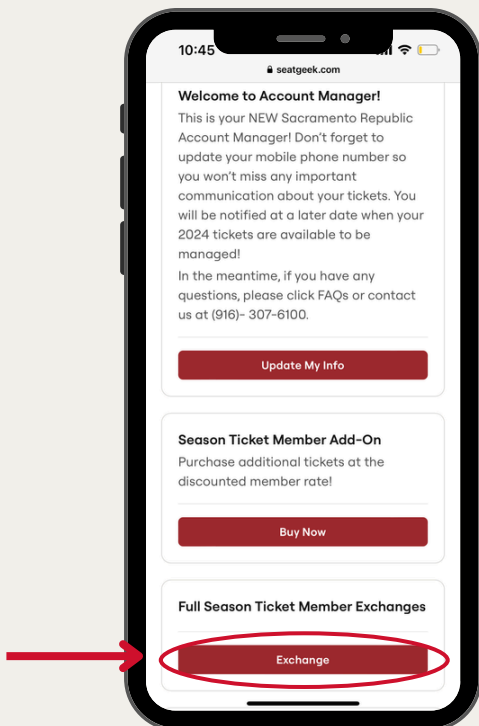
Step 1:

Login to your Account Manager and select “Offers” from the drop down menu.



Step 2:

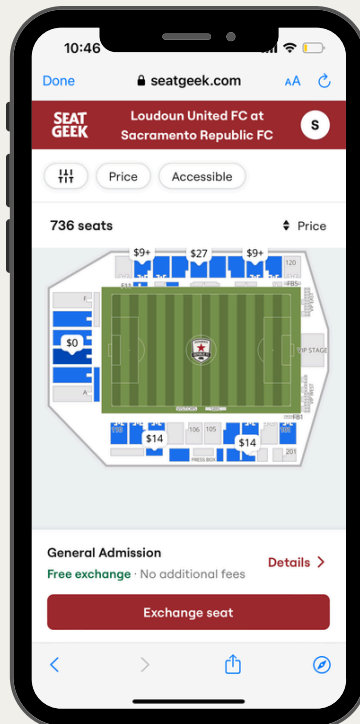
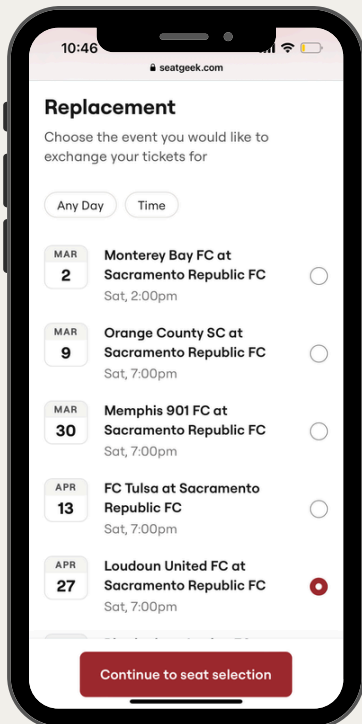
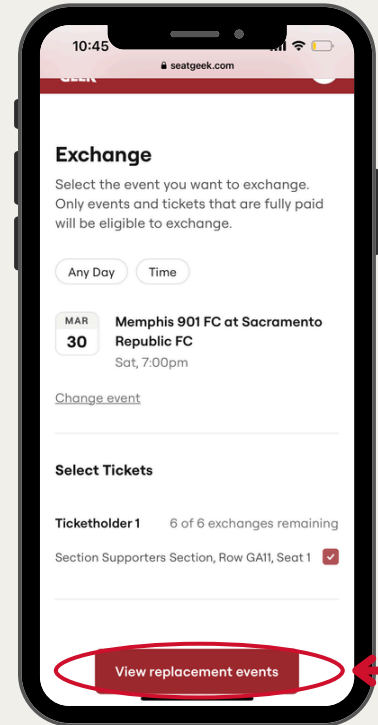
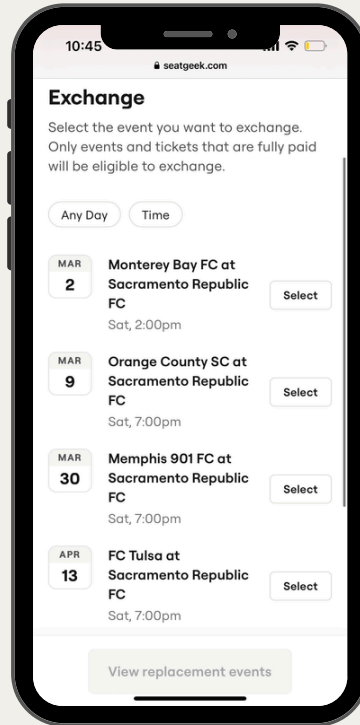
Scroll down and select “Season Ticket Member Exchanges”.



Exchange Tickets

Step 3:

Select the match and seats you'd like to exchange then select "View Replacement Events".




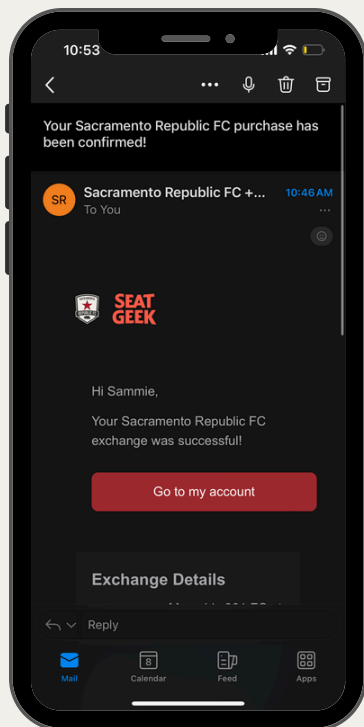
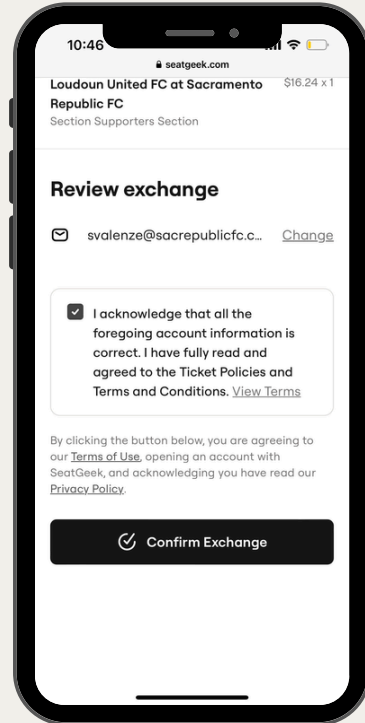
Step 4:

Select a replacement and choose your new seats. Hit "Exchange Seat(s)".

Exchange Tickets

Step 5:

Scroll down to accept the terms and conditions and “Confirm Exchange”.



Step 6:

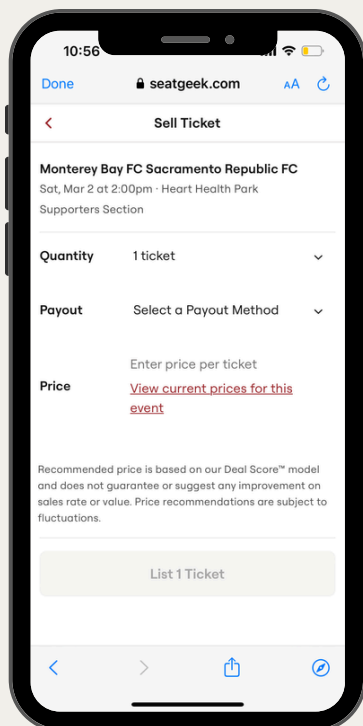
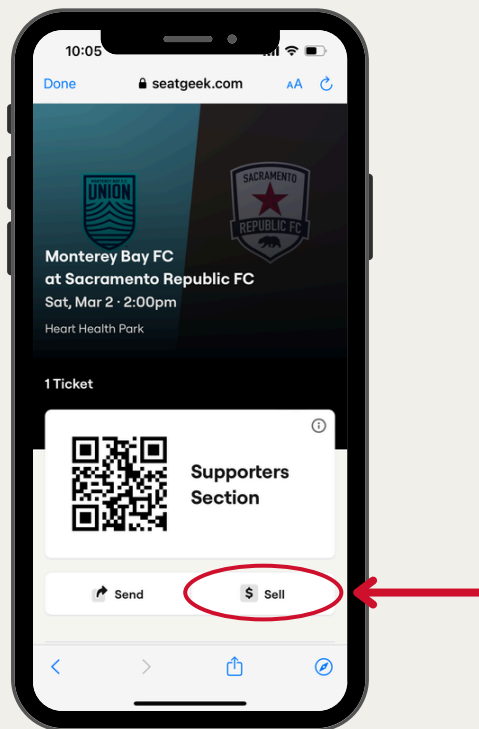
You will receive an email confirmation receipt of the exchange. Navigate your Account Manager to view your new seat(s).

Please note: We cannot guarantee seating locations and availability. There may be additional charges if you upgrade your seat(s). Tickets are eligible to exchange via the app until kickoff, after that, it is considered a past event and tickets can no longer be exchanged. Exchange requests done through your Service Representative must be received 48 hours in advance of matchday. An exchange request is not considered complete unless you specify the match you would like to exchange and the new match you'd like to attend.

Resell Ticket(s)

Step 1:

From the event page, click “Sell”.



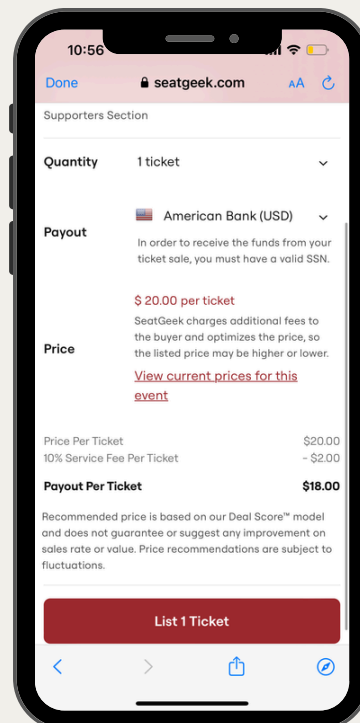
Step 2:

Select the ticket(s) you want to sell and enter the amount you would like to list. your tickets(s) for. **The amount you're entering is the price per ticket.**

Resell Ticket(s)

Step 3:

Select a payment method then click “List [#] Ticket(s)”. You will receive a confirmation email from SeatGeek that your tickets have been posted for sale and a second email if the tickets are successfully sold.



To retrieve any funds from resold tickets, contact SeatGeek directly.

Please Note: Sacramento Republic FC cannot guarantee tickets will be sold and no reimbursement will be given for any tickets that go unsold. Tickets sold through SeatGeek will require you to submit additional information under the American Rescue Plan Act of 2021.